

По вопросам продаж и поддержки обращайтесь:

Алматы (7273)495-231
Ангарск (3955)60-70-56
Архангельск (8182)63-90-72
Астрахань (8512)99-46-04
Барнаул (3852)73-04-60
Белгород (4722)40-23-64
Благовещенск (4162)22-76-07
Брянск (4832)59-03-52
Владивосток (423)249-28-31
Владикавказ (8672)28-90-48
Владимир (4922)49-43-18
Волгоград (844)278-03-48
Вологда (8172)26-41-59
Воронеж (473)204-51-73
Екатеринбург (343)384-55-89

Иваново (4932)77-34-06
Ижевск (3412)26-03-58
Иркутск (395)279-98-46
Казань (843)206-01-48
Калининград (4012)72-03-81
Калуга (4842)92-23-67
Кемерово (3842)65-04-62
Киров (8332)68-02-04
Коломна (4966)23-41-49
Кострома (4942)77-07-48
Краснодар (861)203-40-90
Красноярск (391)204-63-61
Курган (3522)50-90-47
Курск (4712)77-13-04
Липецк (4742)52-20-81

Магнитогорск (3519)55-03-13
Москва (495)268-04-70
Мурманск (8152)59-64-93
Набережные Челны (8552)20-53-41
Нижний Новгород (831)429-08-12
Новокузнецк (3843)20-46-81
Новосибирск (383)227-86-73
Ноябрьск (3496)41-32-12
Омск (3812)21-46-40
Орел (4862)44-53-42
Оренбург (3532)37-68-04
Пенза (8412)22-31-16
Пермь (342)205-81-47
Петрозаводск (8142)55-98-37
Псков (8112)59-10-37

Ростов-на-Дону (863)308-18-15
Рязань (4912)46-61-64
Самара (846)206-03-16
Санкт-Петербург (812)309-46-40
Саранск (8342)22-96-24
Саратов (845)249-38-78
Севастополь (8692)22-31-93
Симферополь (3652)67-13-56
Смоленск (4812)29-41-54
Сочи (862)225-72-31
Ставрополь (8652)20-65-13
Сургут (3462)77-98-35
Сыктывкар (8212)25-95-17
Тамбов (4752)50-40-97
Тверь (4822)63-31-35


Тольятти (8482)63-91-07
Томск (3822)98-41-53
Тула (4872)33-79-87
Тюмень (3452)66-21-18
Улан-Удэ (3012)59-97-51
Ульяновск (8422)24-23-59
Уфа (347)229-48-12
Хабаровск (4212)92-98-04
Чебоксары (8352)28-53-07
Челябинск (351)202-03-61
Череповец (8202)49-02-64
Чита (3022)38-34-83
Якутск (4112)23-90-97
Ярославль (4852)69-52-93

Россия +7(495)268-04-70

Казахстан +7(7172)727-132

Киргизия +996(312)96-26-47

mvi@nt-rt.ru || <https://mgb.nt-rt.ru>



UROLOGY

CONTENT

Cystolux - Telescopes	Page 3
Uretero-Renoscope 5 Fr.	Page 4
Shafts for Cystoscopy 17 Fr./25 Fr.	Page 5
Shafts and Inserts 17 Fr./25 Fr.	Page 6
Instruments (Albarran and Optical Forceps)	Page 7-8
Shafts for Lasercystoscopy	Page 9
Resectoscopy 24 Fr./26 Fr.	Page 10-11
Resectoscopy-Electrodes 24 Fr./26 Fr.	Page 12-13
Resectoscopy 27 Fr./28.5 Fr.-System	Page 14
Resectoscopy 19 Fr./22 Fr.-System	Page 15-16
View-Urethrotom 21 Fr.	Page 17-18
Pediatric Cysto-Urethroscopy	Page 19-20
Pediatric Resectoscopy 13 Fr.	Page 21
Pediatric View-Urethrotom 13 Fr.	Page 22
Accessories	Page 23-24
Cystoscopy 17 Fr./25 Fr.-System	Page 25
Resectoscopy 24 Fr./26 Fr.-System	Page 26
Resectoscopy 19 Fr./22 Fr.-System	Page 27

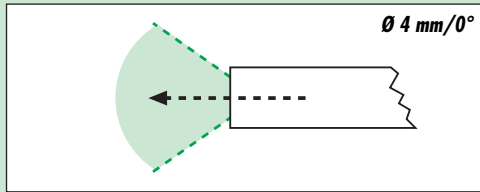
CYSTOLUX - TELESOPES



Products

Order-No.

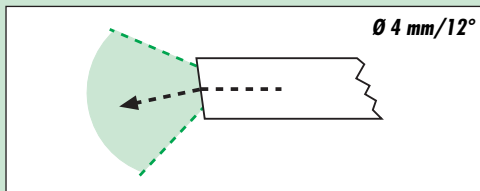
Description



412-18500

CYSTOLUX-Telescope 0°

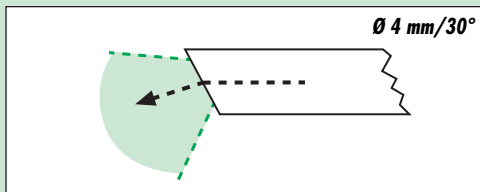
- Ø 4 mm
- Working length: 300 mm
- Connector for Storz/Wolf/ACMI light guide



412-21500

CYSTOLUX-Telescope 12°

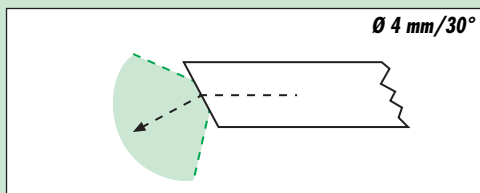
- Ø 4 mm
- Working length: 300 mm
- Connector for Storz/Wolf/ACMI light guide



412-19500

CYSTOLUX-Telescope 30°

- Ø 4 mm
- Working length: 300 mm
- Connector for Storz/Wolf/ACMI light guide

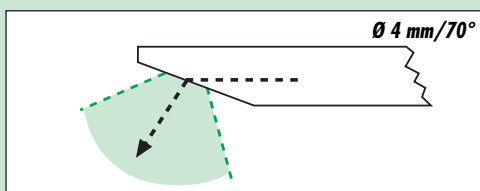


412-19600

CYSTOLUX-Telescope 30°, wideangle

- Ø 4 mm
- Working length: 300 mm
- Connector for Storz/Wolf/ACMI light guide

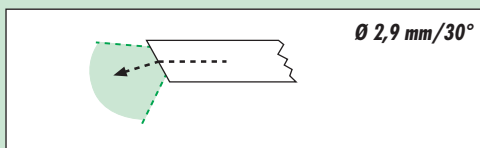
Not for Resectoscopes!



412-20300

CYSTOLUX-Telescope 70°

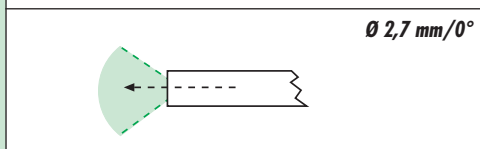
- Ø 4 mm
- Working length: 300 mm
- Connector for Storz/Wolf/ACMI light guide



412-29000

CYSTOLUX-Telescope 30°

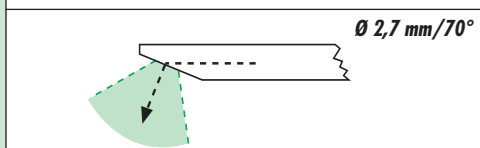
- Ø 2.9 mm
- Working length: 300 mm
- Connector for Storz/Wolf/ACMI light guide



426-28200

CYSTOLUX-Telescope 0°

- Ø 2.7 mm
- Working length: 180 mm
- Connector for Storz/Wolf/ACMI light guide



455-25200

CYSTOLUX-Telescope 70°

- Ø 2.7 mm
- Working length: 180 mm
- Connector for Storz/Wolf/ACMI light guide

Delivery contains:

■ Connector for light guide (Storz),
Order-No.: 429-00442

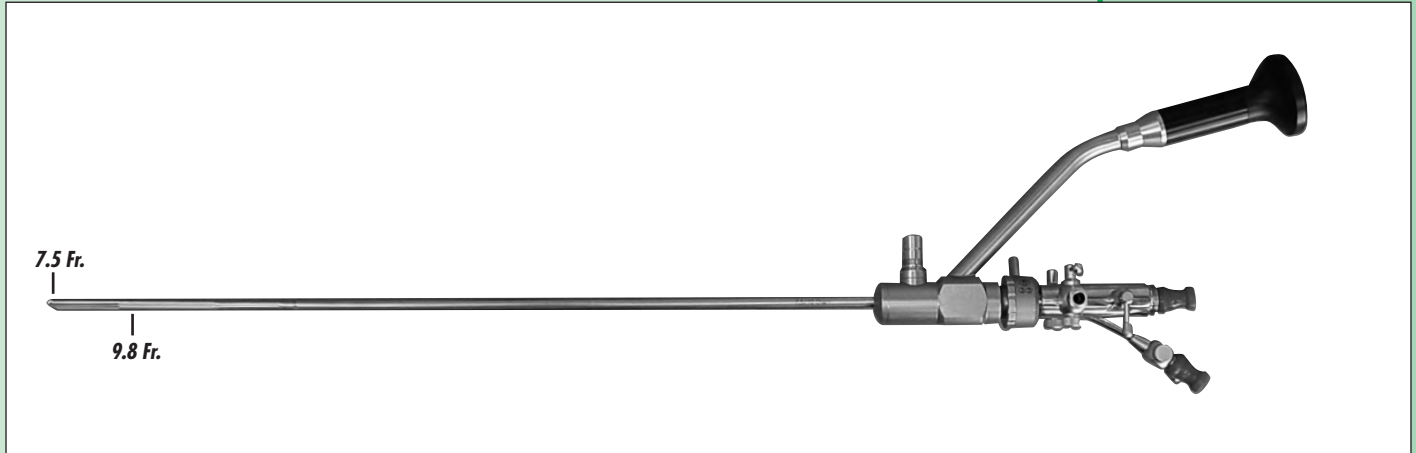
■ Connector for light guide (Wolf),
Order-No.: 429-00445

URETERO-RENSCOPE

Products

Order-No.

Description



412-17000

Uretero-Renoscope

- Working Length: 425 mm
- For transurethral diagnostic and therapy in ureter and renal pelvis
- Compact Fiber-Ureterorenoscope
- Distal end has atraumatic form
- 30.000 pixel
- Placing of one instrument with sufficient irrigation possible
- Working bridge with quick coupler
- Fixfocus
- Integrated fiberoptical illumination
- High depth of field
- High resolution image bundle
- Autoclavable
- Working diameter: distal 7.5 Fr.
- From distal to proximal end conically widening to 12 Fr.
- Working channel for instruments: 1 x 5 Fr. or 2 x 3 Fr.
- Direction of view 8° to working channel

Instrument

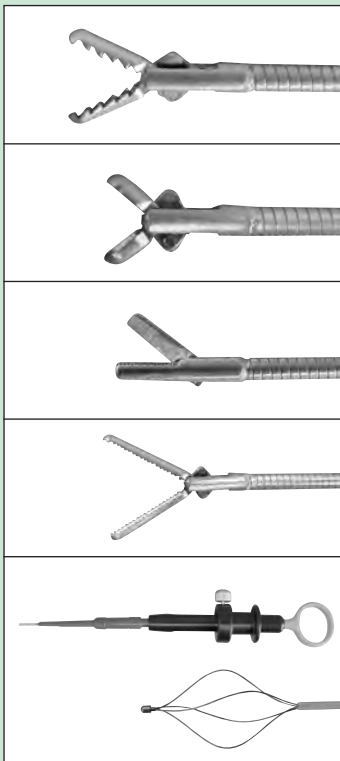
- Grasping Forceps, 5 Fr.
Working length: 600 mm

- Biopsy Forceps, 5 Fr.
Working length: 600 mm

- Scissors, 5 Fr.
Working length: 600 mm

- Grasping Forceps, 5 Fr.
Working length: 600 mm

- Store basket, 4 wire, 5 Fr.
Working length: 600 mm



412-17110

412-17120

412-17130

412-17140

412-17150

SHAFTS FOR CYSTOSCOPY 17 FR./25 FR.

Product

Order-No.

Description



Cystoscope-Urethroscope Shaft

- Incl. obturator
- With 2 Luer-Lock stopcocks

Diameter Working Channel

■ 17 Fr. (Code yellow), incl. obturator	1 x 5 Fr.	—
■ 19 Fr. (Code green), incl. obturator	1 x 6 Fr.	2 x 5 Fr.
■ 21 Fr. (Code red), incl. obturator	1 x 7 Fr.	2 x 5 Fr.
■ 23 Fr. (Code blue), incl. obturator	1 x 9 Fr.	2 x 7 Fr.
■ 25 Fr. (Code white), incl. obturator	1 x 10 Fr.	2 x 8 Fr.

- 412-13110
(412-13111 obturator)
- 412-13120
(412-13121 obturator)
- 412-13130
(412-13131 obturator)
- 412-13140
(412-13141 obturator)
- 412-13150
(412-13151 obturator)



Cystoscope-Urethroscope Shaft with Central Valve

- Incl. obturator
- Central valve controls
in- and out-flow
- Separate connection

Diameter Working Channel

■ 17 Fr. (Code yellow), incl. obturator	1 x 5 Fr.	—
■ 19 Fr. (Code green), incl. obturator	1 x 6 Fr.	2 x 5 Fr.
■ 21 Fr. (Code red), incl. obturator	1 x 7 Fr.	2 x 5 Fr.
■ 23 Fr. (Code blue), incl. obturator	1 x 9 Fr.	2 x 7 Fr.
■ 25 Fr. (Code white), incl. obturator	1 x 10 Fr.	2 x 8 Fr.

- 412-13112
(412-13111 obturator)
- 412-13122
(412-13121 obturator)
- 412-13132
(412-13131 obturator)
- 412-13142
(412-13141 obturator)
- 412-13152
(412-13151 obturator)

SHAFTS AND INSERTS 17 FR./25 FR.

Products

Order-No.

Description


For Ø 4.0 mm Telescopes.



View-Obturator for Cystoscope-Urethroscope Shafts

- 412-13114
- 412-13124
- 412-13134
- 412-13144
- 412-13154

- 17 Fr.
- 19 Fr.
- 21 Fr.
- 23 Fr.
- 25 Fr.



412-15100

Examination Insert

- For use with „Cystoscopy-Shafts 17 Fr./25 Fr.“

For Ø 4.0 mm Telescopes.




412-15110

Examination Insert with 1 Working Channel

- Diameter fitting through working channel
- For use with „Cystoscopy-Shafts 17 Fr./25 Fr.“

For Ø 4.0 mm Telescopes.



412-15120

Examination Insert with 2 Working Channels

- Diameter fitting through working channel
- For use with „Cystoscopy-Shafts 17 Fr./25 Fr.“

For Ø 4.0 mm Telescopes.



412-48145

Adapter Feminin Urether

UROLOGY

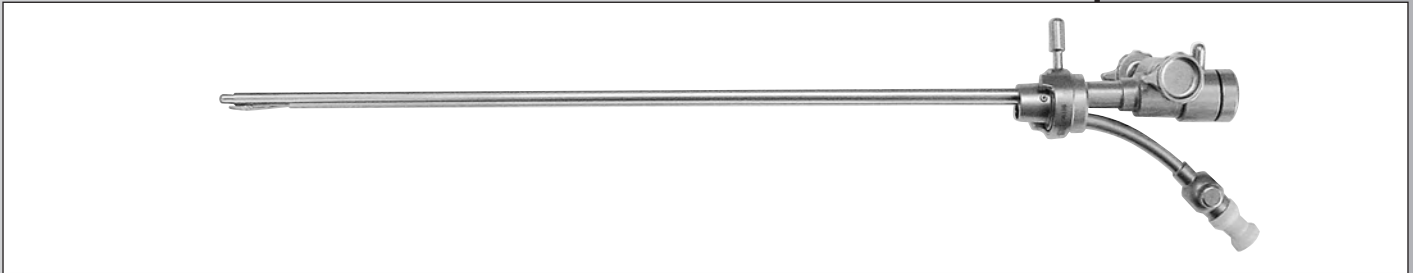
INSTRUMENTS

Products

Order-No.

Description

For Ø 4.0 mm Telescopes.



412-16110

Operating Insert with Albarran

■ 1 Working Channel


For Ø 4.0 mm Telescopes.

412-16120

Operating Insert with Albarran

■ 2 Working Channels

Diameter of Working Channel see page 5.



Optical Forceps

■ **Biopsy Forceps for 19 Fr. - 25 Fr. - Shafts,**
for 0°-/12°-/30°-telescopes


For Ø 4.0 mm Telescopes.

■ **Grasping Forceps for 19 Fr. - 25 Fr. - Shafts,**
for 0°-/12°-/30°-telescopes

■ **Biopsy Forceps for 19 Fr. - 25 Fr. - Shafts,**
for 0°-/12°-/30°-telescopes,
through-cutting

■ **Biopsy Forceps, 19 Fr. - 25 Fr. - Shafts,**
for 70°-telescope,
short jaw

■ **Optical Hook Scissors, 19 Fr. - 25 Fr. - Shafts,**
for 0°-/12°-/30°-telescopes



412-48100

412-48110

412-48120

412-48130


412-48160

INSTRUMENTS

Products

Order-No.

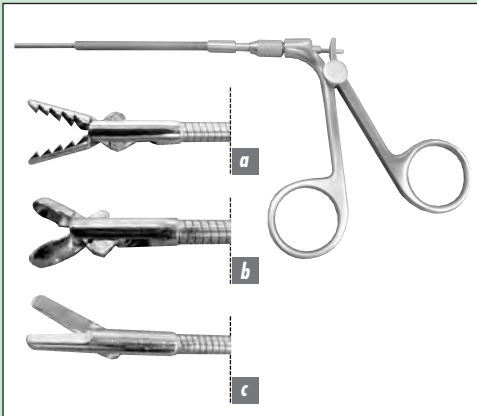
Description



412-48150

Stone Crushing Forceps use with 25 Fr. Shafts

- For 12°-/30°-telescope



a 412-48710 (7 Fr.)
412-48715 (5 Fr.)

Flexible Grasping Forceps

- Working length: 400 mm

b 412-48720 (7 Fr.)
412-48725 (5 Fr.)


Flexible Biopsy Forceps

- Working length: 400 mm

c 412-48730 (7 Fr.)
412-48735 (5 Fr.)

Flexible Scissors

- Working length: 400 mm



426-80013 (3 Fr.)
426-80014 (4 Fr.)
426-80010 (5 Fr.)

HF-Button Electrode

- Flexible
- Working length: 530 mm

426-80020 (5 Fr.)

HF-Loop Electrode

- Flexible
- Working length: 530 mm

426-80033 (3 Fr.)
426-80034 (4 Fr.)
426-80030 (5 Fr.)

HF-Needle Electrode


- Flexible
- Working length: 530 mm

SHAFTS FOR LASER-CYSTOSCOPY 23 FR.

Products

Order-No.

Description




412-13200

Laser-Cystoscopy-Shaft

- Continuous flow
- Channel: 8 Fr.
- Diameter: 23 Fr.


For Ø 4.0 mm Telescopes.



412-13210

Obturator

- For Order-No.: 412-13200



412-13220

View-Obturator

- For Order-No.: 412-13200


For Ø 4.0 mm Telescopes.

RESECTOSCOPY 24 FR./26 FR.

Products

Order-No.

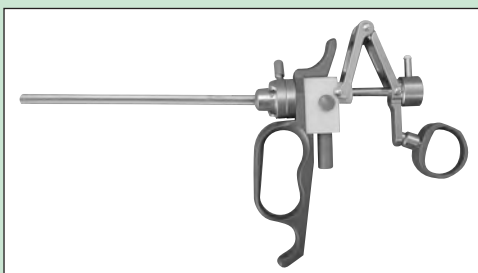
Description



415-14105

Working Element ACTIVE

- Cutting ACTIVELY by manual force
- The thumb support is stationary



415-14155

Working Element ACTIVE


- Cutting ACTIVELY by manual force
- The thumb support is stationary
- Closed ring handle



415-14205

Working Element PASSIVE


- Cutting PASSIVELY by spring mechanism
- The thumb support is moveable
- Used also in Urethrotom



415-12105

Standard Resectoscope-Shaft, 24 Fr.

- 1 stopcock
- Ceramic insulation



a 415-12205

a Continuous Flow-Shaft, 26 Fr.

- 2 stopcocks
- Inside tube with ceramic insulation
- Incl. obturator

b 415-12155

b Continuous Flow-Shaft, 26 Fr.

- 2 stopcocks
- With rotating inside tube
- Inside tube with ceramic insulation
- Incl. obturator

RESECTOSCOPY 24 FR./26 FR.

Products

Order-No.

Description



415-12255

Continuous Flow-Shaft, 26 Fr.

- 2 stopcocks
- Inside tube with ceramic
- Incl. obturator
- Perforation up and down



415-12300

Obturator for 24 Fr./26 Fr. Shafts

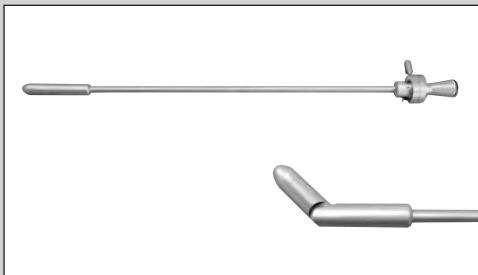
- For standard Resectoscope-shaft
- For continuous flow-shaft



415-12700

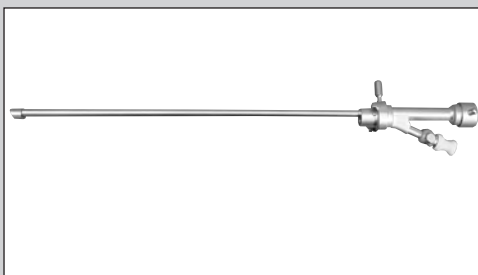
View Obturator

- For standard Resectoscope-shaft
- For continuous flow-shaft



415-12350

Deflecting Obturator for 24 Fr./26 Fr. Shafts



415-12750

View Obturator with Channel for 24 Fr./26 Fr. Shafts

- Channel 5 Fr.



412-48140

Adapter for Use of Optical Forceps in Resectoscope-Shaft

RESECTOSCOPY-ELECTRODES 24 FR./26 FR.

Products

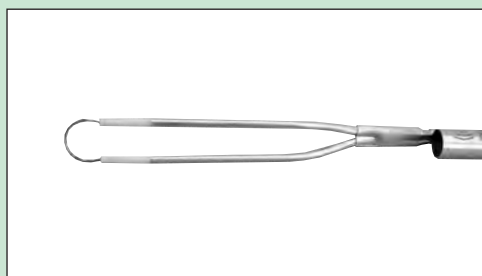
Order-No.

Description




415-15100

**Loop Electrode 12°
for 24 Fr./26 Fr.**



415-15200

**Loop Electrode 30°
for 24 Fr./26 Fr.**



415-15300

Ball Electrode
■ Coagulation electrode
■ Ø 3 mm




415-15350

Ball Electrode
■ Coagulation electrode
■ Ø 5 mm



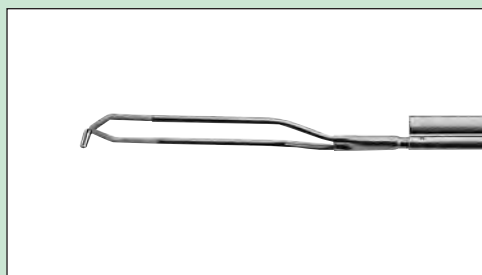
415-15400

Roll Electrode
■ Cylindrical
■ Ø 3 mm



415-15450

Roll Electrode
■ Cylindrical
■ Ø 5 mm



415-15800

Coagulation Electrode
■ Tip

RESECTOSCOPY-ELECTRODES 24 FR./26 FR.

Products


Order-No.

Description



415-15850

Cone Electrode



415-15500

Spike Electrode


■ Ø 3 mm



415-15600

Spike Electrode

■ Ø 5 mm



415-15700

Vaporisation Electrode

■ Ø 3 mm

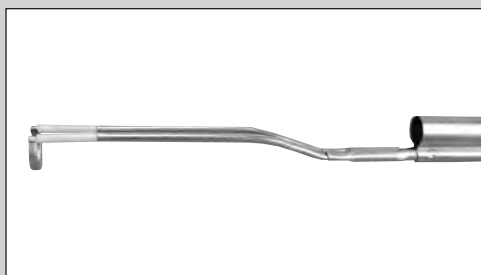
415-15750

■ Ø 5 mm



415-15900

30°-Band Electrode, 24 Fr./26 Fr.



415-15950

0°-Band Electrode, 24 Fr./26 Fr.

RESECTOSCOPY 27 FR./28.5 FR.-SYSTEM

Products

Order-No.

Description




415-13100

**Standard 27 Fr.-
Resectoscope-Shaft**

- 1 stopcock
- Ceramic isolation

For Working Elements on page 10.



a 415-13200

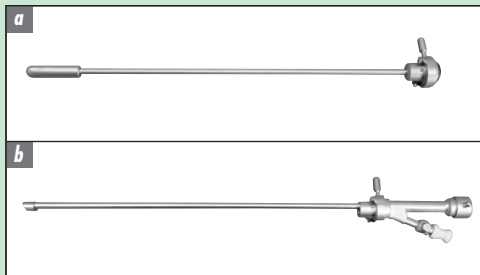
a **Continuous Flow-Shaft, 28.5 Fr.**

- 2 stopcocks
- Inside tube with ceramic isolation

b 415-13150

b **Continuous Flow-Shaft, 28.5 Fr.**

- 2 stopcocks
- With rotating inside tube
- Inside tube with ceramic isolation



a 415-13300

a **Obturator for 27 Fr./28.5 Fr.**


- For Standard Resectoscope-shaft
- For continuous flow-shaft

b 415-13750

b **View Obturator with
Channel for 27 Fr./28.5 Fr.**

- Channel 5 Fr.

For Ø 4.0 mm Telescopes.



a 415-13700

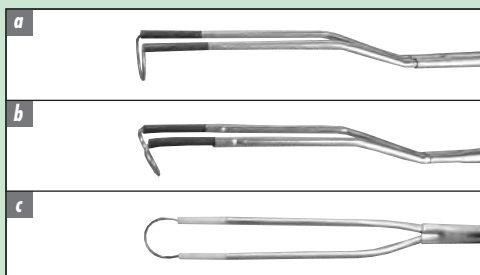
a **View Obturator, 27 Fr./28.5 Fr.**

- For Standard Resectoscope-shaft

b 415-13350

b **Deflecting Obturator,
27 Fr./28.5 Fr.**

For Ø 4.0 mm Telescopes.



a 415-17100

a **Loop Electrode 0°,
27 Fr./28.5 Fr.**

b 415-17200

b **Loop Electrode 30°,
27 Fr./28.5 Fr.**

c 415-17150

c **Loop Electrode round,
27 Fr./28 Fr.**

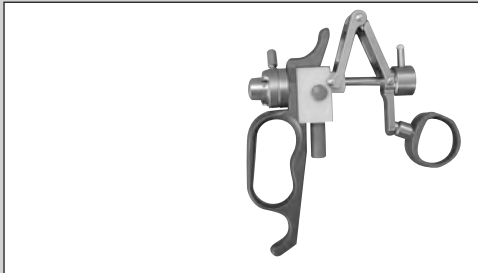
- Straight

RESECTOSCOPY 19 FR./22 FR.-SYSTEM

Products

Order-No.

Description




415-34100

**Working Element ACTIVE,
19 Fr./22 Fr.**

- Cutting ACTIVELY by operation
- The thumb support is stationary

For Ø 2.9 mm Telescopes.




415-34200

Working Element PASSIVE

- Cutting PASSIVELY by spring mechanism
- The thumb support is moveable


For Ø 2.9 mm Telescopes.



415-32100

Standard Resectoscope-Shaft, 19 Fr.


- 1 stopcock
- Ceramic isolation



415-32200

Continuous Flow-Shaft, 22 Fr.

- 2 stopcocks
- Inside tube with ceramic isolation



415-32150

Continuous Flow-Shaft, 22 Fr.

- 2 stopcocks
- With rotating inside tube
- Inside tube with ceramic isolation

RESECTOSCOPY 19 FR./22 FR.-SYSTEM

Product

Order-No.


Description



415-32300

Obturator, 19 Fr./22 Fr.

- For standard Resectoscope-shaft 19 Fr.
- For continuous flow-shaft 22 Fr.




415-32700

View Obturator, 19 Fr./22 Fr.

- For standard Resectoscope-shaft 19 Fr.
- For continuous flow-shaft 22 Fr.


For Ø 2.9 mm Telescopes.



415-35200

Loop Electrode 30°, 19 Fr./22 Fr.


- For Resectoscope 19 Fr./22 Fr.



415-35150

Loop Electrode, 19 Fr./22 Fr.


- Straight
- For Resectoscope 19 Fr./22 Fr.



415-35300

Ball Electrode, 19 Fr./22 Fr.

- Coagulation electrode
- Ø 2 mm



415-35800

**Coagulation Electrode,
19 Fr./22 Fr.**

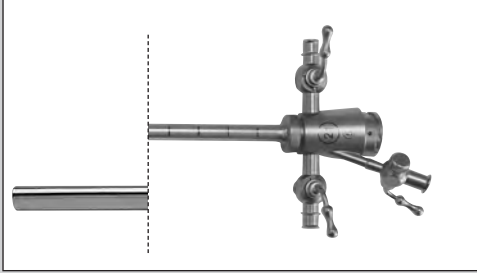
- Tip
- For resectoscope 19 Fr./22 Fr.

VIEW-URETHROTOM 21 FR.

Products

Order-No.


Description



415-12400

Urethrotom-Shaft, 21 Fr.

- 2 Luer-Lock stopcocks
- 1 guide wire port Ø 5 Fr.
- With graduation
- Oval tube




415-12800

Examination Insert

- With 5 Fr. working channel

For Ø 4.0 mm Telescopes.



415-14205

Working Element PASSIVE

- Cutting PASSIVELY by spring mechanism
- The thumb support is moveable
- Used also in Resectoscope

For Ø 4.0 mm Telescopes.



415-12450

Supplementary Shaft for Urethrotom-Shaft 21 Fr.

- Sidely open
- Fits to Urethrotom-shaft 21 Fr.



415-12470

Continuous Flow-Shaft for Urethrotom-Shaft 21 Fr.

VIEW - URETHROTOM 21 FR.

Products


Order-No.

Description



415-12500

Obturator for Urethrotom-Shaft, 21 Fr. (415-12400)



415-16100

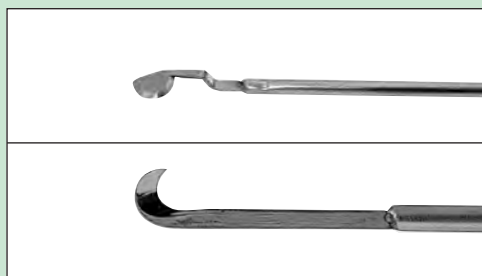
Stricture Knife

■ Straight knife

415-16300

Stricture Knife

■ Serrated knife



415-16200

Stricture Knife

■ Semicircle knife

415-16400

Stricture Knife

■ J-hook knife



412-11500

Set OTIS-Urethrotom complete


Consisting of:

- Urethrotom
- Knives
- Conical tip
- Flat tip
- Ball tip
- Wooden case

412-11510

Blades 2x


PEDIATRIC CYSTO-URETHROSCOPY 13 FR.



Products

Order-No.

Description




412-03113

Examination Insert

412-03115

Telescope 0°

- Ø 2.7 mm
- Working length: 180 mm



412-03100

Examination Insert

412-28200

Telescope 0°

- Ø 2.7 mm
- Working length: 180 mm




a

a 412-48810

a **Foreign Grasping Forceps**

- Flexible
- For 3 Fr. instruments
- Working length: 280 mm




b

b 412-48820

b **Biopsy Forceps**

- Flexible
- For 3 Fr. instruments
- Working length: 280 mm



412-03120


Albarran, 13 Fr.

For Ø 2.7 mm Telescopes.

For Ø 2.7 mm Telescopes.

PEDIATRIC CYSTO-URETHROSCOPY

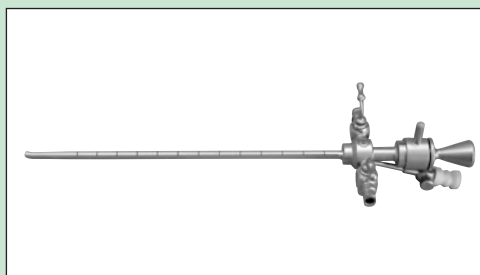
11 FR. /9.5 FR.



Products

Order-No.

Description




412-03130

*Pediatric Cystoscopy-Shaft,
11 Fr.*

- Incl. obturator

For Ø 2.0 mm Telescopes.

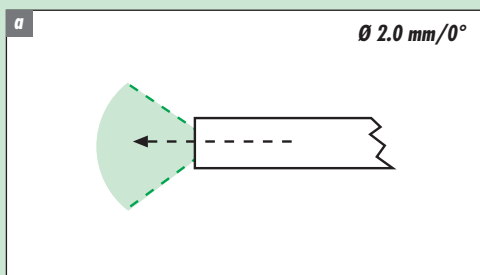


412-03140

*Pediatric Cystoscopy-Shaft,
9.5 Fr.*

- Incl. obturator

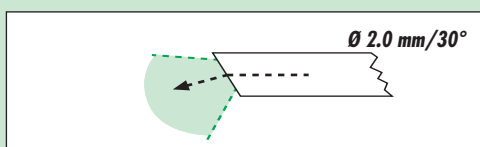
For Ø 2.0 mm Telescopes.



412-03150

Telescope 0°


- Ø 2.0 mm
- Working length: 180 mm
- Fibre telescope



412-03160

Telescope 30°

- Ø 2.0 mm
- Working length: 180 mm
- Fibre telescope

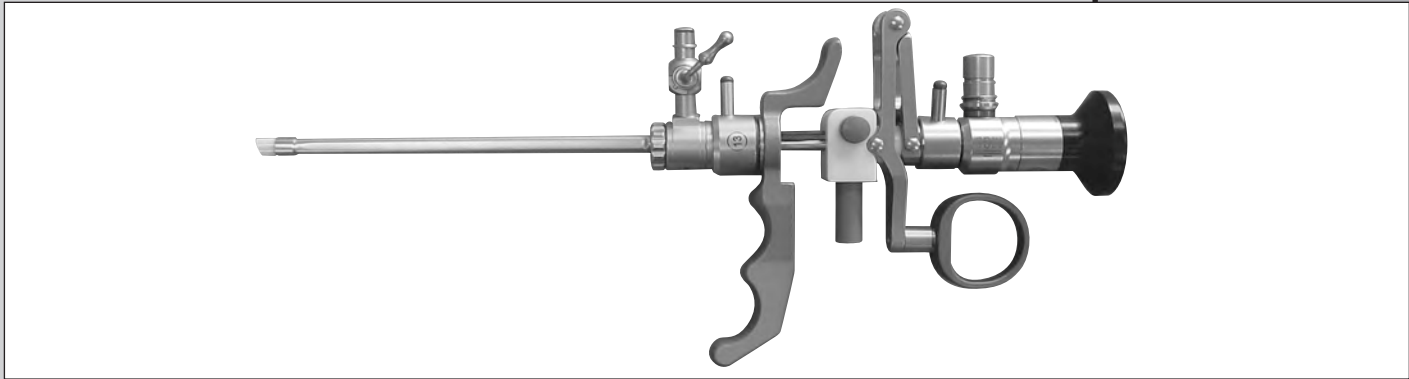


412-03100

Examination Insert

- Fibre telescope

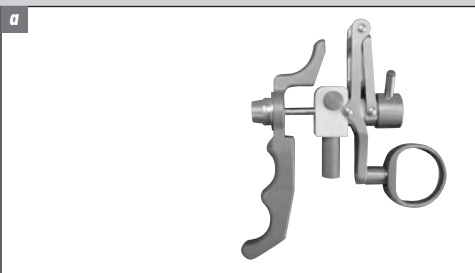
PEDIATRIC RESECTOSCOPY 13 FR.



Products

Order-No.

Description



412-04200

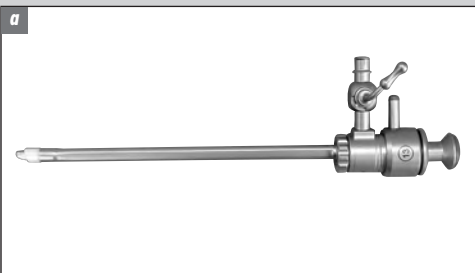
Working Element PASSIVE, 13 Fr.

For Ø 2.7 mm Telescopes.

412-28200

Telescope 0°

- Ø 2.7 mm
- Working length: 180 mm



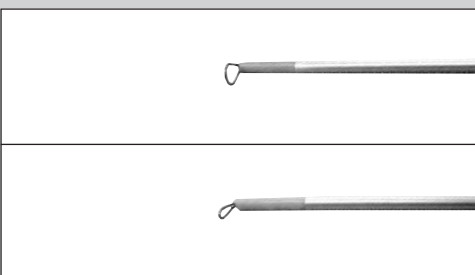
412-02100

Pediatric Resectoscope-Shaft, 13 Fr.

- Incl. obturator

412-02105


Obturator for Standard Resectoscope-Shaft (412-02100)



412-05100

Loop Electrode Size 1

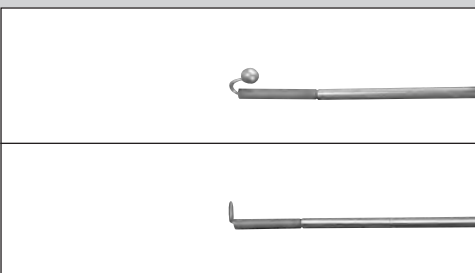
- For 13 Fr.



412-05200

Loop Electrode Size 2

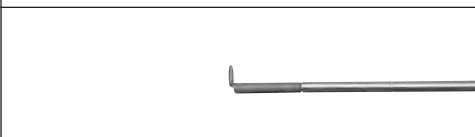
- For 13 Fr.



412-05300

Ball Electrode

- For 13 Fr.

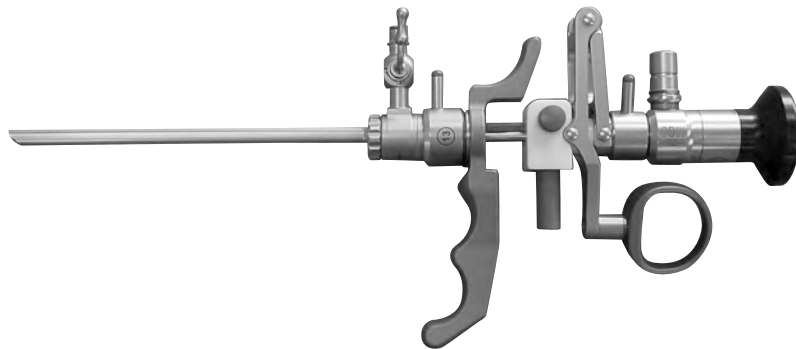


412-05800

Knife Electrode

- For 13 Fr.

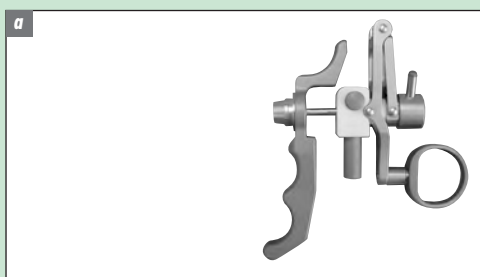
PEDIATRIC VIEW - URETHROTOM 13 FR.



Products

Order-No.

Description




412-04200

Working Element PASSIVE, 13 Fr.

412-28200

Telescope 0°

- Ø 2.7 mm
- Working length: 180 mm




412-02400

Urethrotom-Shaft, 13 Fr.

- Incl. obturator

412-02500

Obturator for Urethrotom-Shaft (412-02400)



412-06100

Stricture Knife

- Straight



412-06200

Stricture Knife

- Semicircle



412-06400

Stricture Knife

- J-hook



412-06500

Stricture Knife

- Sickle-like

ACCESSORIES

Products

Order-No.

Description



415-12650

Irrigation Connector


- Without shaft-bar



415-12600

Irrigation Connector

- With shaft-bar



455-90005
(2 pcs.)


Tube Connector

- Luer-Lock male
- Tube connector:
Ø 6 mm (2 pieces)



412-90001
(10 pcs.)

Sealing Cap for Working Channel



a 670-91332

a HF-Connection Cable

- 3 m
- To MGB-, Martin-, Berchtold-units

670-91336

- To Erbe-units

670-91337

- To Valleylab-units



415-12670

ELLIK Evacuator



a

a 415-12680

a Record Syringe

- With connection to shaft
- 150 ml



c

b 415-12685

b Spare Barrel

c 415-15000


c Container for Resectoscope-Electrodes

ACCESSORIES

Products

Order-No.

Description



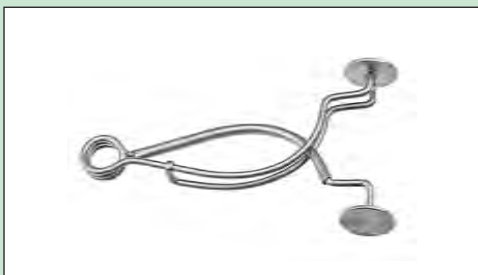
412-91008	8 Fr.
412-91010	10 Fr.
412-91012	12 Fr.
412-91014	14 Fr.
412-91016	16 Fr.
412-91018	18 Fr.
412-91020	20 Fr.
412-91022	22 Fr.
412-91024	24 Fr.
412-91026	26 Fr.
412-91028	28 Fr.
412-91030	30 Fr.
412-91032	32 Fr.
412-91034	34 Fr.
412-91036	36 Fr.

Van Buren
Urethral Dilatation Bougies



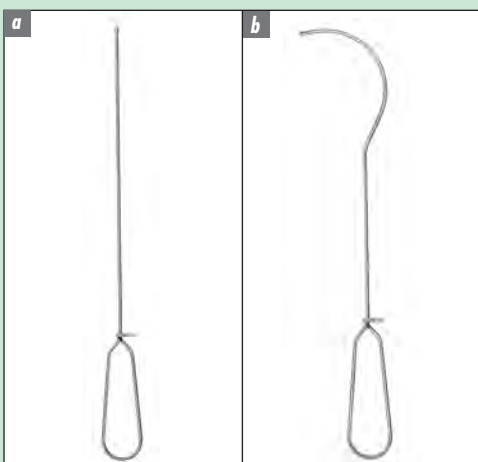
412-91060

Strauss Meatus Clamp



412-91061

Stockmann Meatus Clamp



a 415-91050

a *Guyon Catheter Introduction Instrument*


■ Catheter straight, 39 cm

b 415-91051

b *Guyon Catheter Introduction Instrument*

■ Catheter curved, 35 cm

CYSTOSCOPY 17. FR./25 FR. - SYSTEM



- Cystoscope-Urethroscope-Shaft, 17 Fr./25 Fr., 2 stopcocks
- Order-No.: see page 5




- Cystoscope-Urethroscope-Shaft, 17 Fr./25 Fr., with central valve
- Order-No.: see page 5

- HF-Electrode "Accessories"
- Order-No.: see page 23


Diameter Fitting Through Working Channel (page 5).




- View Obturator for Cystoscope-Urethroscope-Shafts, 17 Fr./25 Fr.
- Order-No.: see page 6




- Examination Insert
- Order-No.: 412-15100



- Examination Insert, 1 working channel
- Order-No.: 412-15110



- Examination Insert, 2 working channels
- Order-No.: 412-15120



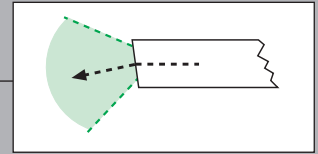
- Operation Insert with Albarran, 1 working channel
- Order-No.: 412-16110

- Operation Insert with Albarran, 2 working channels
- Order-No.: 412-16120

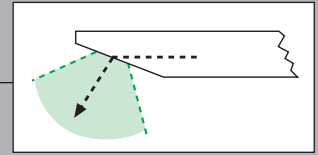
- Optical Forceps 19 Fr./25 Fr.
- Order-No.: see page 7



- Stone Crushing Forceps use with 25 Fr.-Shaft
- Order-No.: 412-48150




- Telescope 12°, Ø 4 mm
- Order-No.: 412-21500




- Telescope 70°, Ø 4 mm
- Order-No.: 412-20500

- Instruments
- Order-No.: see page 8


RESECTOSCOPY 24 FR./26 FR. - SYSTEM




■ Standard Resectoscope-Shaft, 24 Fr.
■ Order-No.: 415-12105



■ Continuous Flow-Shaft, 26 Fr.
■ Order-No.: 415-12205



■ Continuous Flow-Shaft, 26 Fr.
■ Order-No.: 415-12155




■ Continuous Flow-Shaft, 26 Fr.
■ Order-No.: 415-12255



■ Deflecting Obturator for 24 Fr./26 Fr. Shafts
■ Order-No.: 415-12350




■ Obturator for 24 Fr./26 Fr. Shafts
■ Order-No.: 415-12300




■ View Obturator with Channel
■ Order-No.: 415-12750




■ View Obturator
■ Order-No.: 415-12700



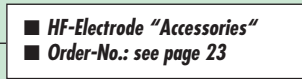
■ Working Element ACTIVE
■ Order-No.: 415-14155



■ Working Element PASSIVE
■ Order-No.: 415-14205



■ Working Element ACTIVE
■ Order-No.: 415-14105



■ HF-Electrode "Accessories"
■ Order-No.: see page 23



■ Adapter for Optical Forceps
■ Order-No.: 412-48140




■ Irrigation Connector
■ Order-No.: 415-12650



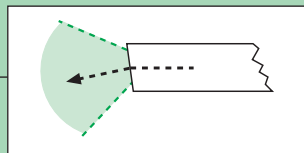
■ Irrigation Connector
■ Order-No.: 415-12600



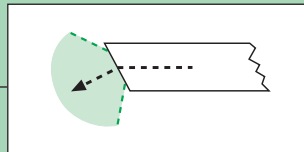
HF-Generator



■ HF-Connection Cable for MGB-Resectoscope
■ Order-No.: see page 23



■ Telescope 12°, Ø 4 mm
■ Order-No.: 412-21500




■ Telescope 30°, Ø 4 mm
■ Order-No.: 412-19500



■ Optical Forceps, 19 Fr.- 25 Fr.
■ Order-No.: see page 7

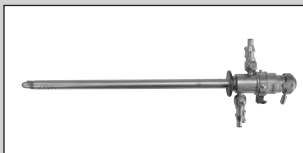
RESECTOSCOPY 19 FR./22 FR. - SYSTEM



■ Standard Resectoscope-Shaft, 19 Fr.
■ Order-No.: 415-32100



■ Continuous Flow-Shaft, 22 Fr.
■ Order-No.: 415-32200



■ Continuous Flow-Shaft, 22 Fr.
■ Order-No.: 415-32150



■ Obturator 19 Fr./22 Fr.
■ Order-No.: 415-32300



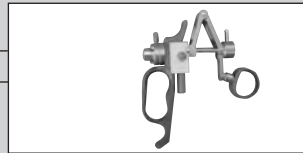
■ View Obturator, 19 Fr./22 Fr.
■ Order-No.: 415-32700



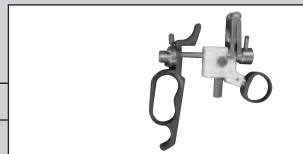
■ Irrigation Connector
■ Order-No.: 415-12650



■ Irrigation Connector
■ Order-No.: 415-12600



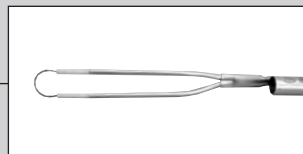
■ Working Element ACTIVE
■ Order-No.: 415-34100




■ Working Element PASSIVE
■ Order-No.: 415-34200



■ Loop Electrode 30°
■ Order-No.: 415-35200



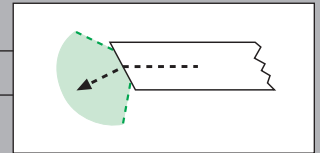
■ Loop Electrode 30°, straight
■ Order-No.: 415-35150




■ Ball Electrode, Ø 2 mm
■ Order-No.: 415-35300



■ Coagulation Electrode
■ Order-No.: 415-35800



■ Telescope 30°/Ø 2.9 mm
■ Order-No.: 412-29000



■ HF-Connection Cable for MGB-Resectoscope
■ Order-No.: see page 23



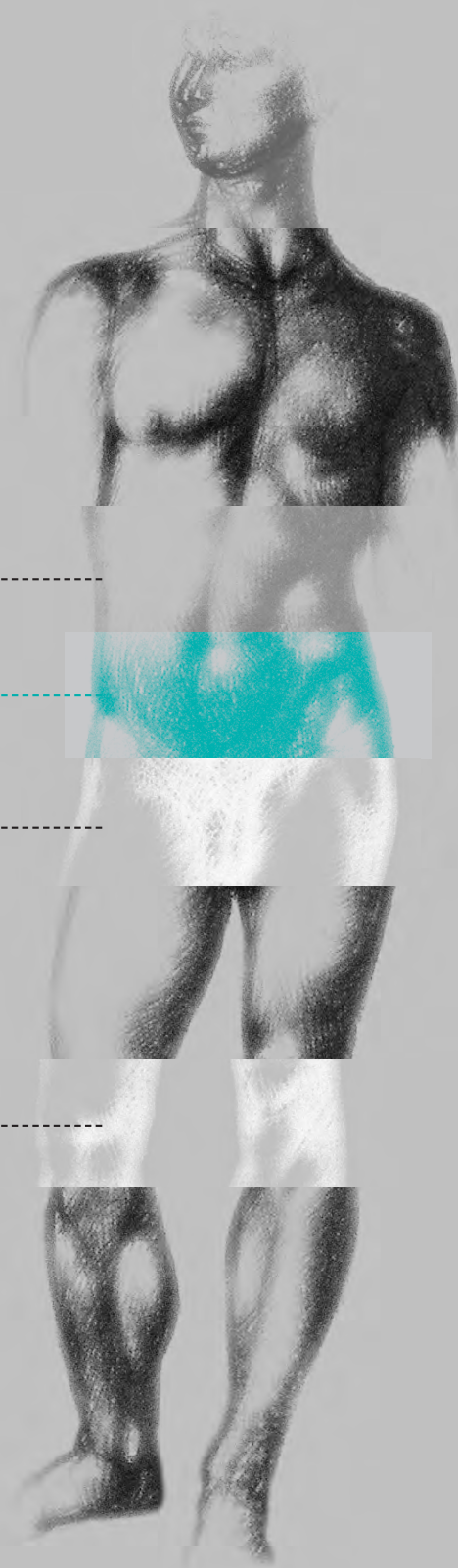
HF-Generator

General Surgery – Laparoscopy

Urology – Cystoscopy – Ureterorenoscopy – Nephroscopy – Resectoscopy

Gynecology – Hysteroscopy – Resectoscopy

Arthroscopy – Shaver System



По вопросам продаж и поддержки обращайтесь:

Алматы (7273)495-231
Ангарск (3955)60-70-56
Архангельск (8182)63-90-72
Астрахань (8512)99-46-04
Барнаул (3852)73-04-60
Белгород (4722)40-23-64
Благовещенск (4162)22-76-07
Брянск (4832)59-03-52
Владивосток (423)249-28-31
Владикавказ (8672)28-90-48
Владимир (4922)49-43-18
Волгоград (844)278-03-48
Вологда (8172)26-41-59
Воронеж (473)204-51-73
Екатеринбург (343)384-55-89

Иваново (4932)77-34-06
Ижевск (3412)26-03-58
Иркутск (395)279-98-46
Казань (843)206-01-48
Калининград (4012)72-03-81
Калуга (4842)92-23-67
Кемерово (3842)65-04-62
Киров (8332)68-02-04
Коломна (4966)23-41-49
Кострома (4942)77-07-48
Краснодар (861)203-40-90
Красноярск (391)204-63-61
Курган (3522)50-90-47
Курск (4712)77-13-04
Липецк (4742)52-20-81

Магнитогорск (3519)55-03-13
Москва (495)268-04-70
Мурманск (8152)59-64-93
Набережные Челны (8552)20-53-41
Нижний Новгород (831)429-08-12
Новокузнецк (3843)20-46-81
Новосибирск (383)227-86-73
Ноябрьск (3496)41-32-12
Омск (3812)21-46-40
Орел (4862)44-53-42
Оренбург (3532)37-68-04
Пенза (8412)22-31-16
Пермь (342)205-81-47
Петрозаводск (8142)55-98-37
Псков (8112)59-10-37

Ростов-на-Дону (863)308-18-15
Рязань (4912)46-61-64
Самара (846)206-03-16
Санкт-Петербург (812)309-46-40
Саранск (8342)22-96-24
Саратов (845)249-38-78
Севастополь (8692)22-31-93
Симферополь (3652)67-13-56
Смоленск (4812)29-41-54
Сочи (862)225-72-31
Ставрополь (8652)20-65-13
Сургут (3462)77-98-35
Сыктывкар (8212)25-95-17
Тамбов (4752)50-40-97
Тверь (4822)63-31-35

Тольятти (8482)63-91-07
Томск (3822)98-41-53
Тула (4872)33-79-87
Тюмень (3452)66-21-18
Улан-Удэ (3012)59-97-51
Ульяновск (8422)24-23-59
Уфа (347)229-48-12
Хабаровск (4212)92-98-04
Чебоксары (8352)28-53-07
Челябинск (351)202-03-61
Череповец (8202)49-02-64
Чита (3022)38-34-83
Якутск (4112)23-90-97
Ярославль (4852)69-52-93

Россия +7(495)268-04-70

Казахстан +7(7172)727-132

Киргизия +996(312)96-26-47

mvi@nt-rt.ru || <https://mgb.nt-rt.ru>